



# The Curious Gardener

Vol. 30, No. 3  
Summer 2023

A Quarterly Newsletter Published by  
the University of California Cooperative Extension  
and the UC Master Gardeners of Placer and Nevada Counties

## In This Issue

Planning and Planting a Slope ...1  
 Go Bananas—with Pawpaws! ....2  
 Harvesting Rainwater.....3  
 Insect Trivia.....4  
 Hotline FAQ: Codling Moths.....4  
 Visit Us at Farmers’ Markets.....4  
 Insect Trivia Answers.....5  
 Cool Down and Conserve.....5  
 Yellow Starthistle.....6  
 Nevada County Demonstration  
 Garden News .....7  
 BotLat: Fruit or Vegetable.....7  
 Events Calendar .....8

## Planning, Preparing and Planting a Slope with Drought Resistant Plants

*By Jan Birdsall, UC Master Gardener of Placer County*

Whether you are contemplating redesigning a slope in your yard or just getting around to landscaping it, consider planting drought resistant plants including some California natives for our climate zone 7-9. The primary concern with gardening on hillsides is erosion, or the carrying away of topsoil by water runoff. On steep slopes, this can lead to part of the slope itself sliding downhill, see [here](#). Also, current conservation guidelines advise that you find solutions for water to sink into soil rather than run off.

Planning is essential to any gardening endeavor. First, observe how excess water flows off your slope, so that you can modify its course if necessary. Water runoff is the biggest challenge on a steep slope, but can be conquered by man-made drainage, retaining walls, or terracing to create flat areas. If your slope is not steep, you may be able to proceed to other runoff solutions, such as installing a dry creek bed, rocks, or boulders. Installing drip irrigation and plants to anchor the soil will finish the tasks to help prevent erosion.



*Properly designed dry creek beds can direct water flow on slopes.*

*Photo by Elaine Kelly Applebaum*

As part of planning process, [determine your slope’s soil drainage ability and conduct a soil analysis](#). To check your hillside’s soil drainage:

- Dig a one-foot-deep hole
- Fill the hole with water and allow it to drain completely
- Immediately refill the hole with water and measure the depth of the water in inches with a ruler.
- Wait fifteen minutes, then measure the depth again.
- Subtract the second reading from the first and multiply the answer by four to calculate how much water drains in an hour.

*Continued on next page*



Continued from previous page

- Determine your results:

Less than one inch per hour	Poor drainage
One to six inches per hour	Ideal drainage
More than six inches per hour	Excessive drainage


A soil test kit purchased from your garden store will give you limited information about your soil, or you can send a sample to a professional soil analysis lab (see internet for listing of companies). The analysis offers detailed information about your soil's pH, soil type, organic matter, and nutrient levels, which helps you determine which amendments and nutrients to add to your soil prior to planting. Additional UC Davis soil resources are provided [here](#). Do not forget to map a drip irrigation system or other method to provide water to the plants in your landscaping design. Some information on drip irrigation is mentioned [here](#) and [here](#).

Planting drought resistant plants, including those California natives adapted to dry conditions, gives you the advantage of less water usage and deeper root systems which stabilize the slope. Nevertheless, just-planted drought resistant plants are not drought tolerant until their roots have been established.

Make sure your plant choices match your planting zone. Pictured below is a pink and blue combination of sun loving and drought resistant groundcover, dwarf plumbago (*Ceratostigma plumbaginoides*); shrub, vine hill manzanita (*Arctostaphylos densiflora* 'Howard McMinn'); and tree, crape myrtle (*Lagerstroemia* hybrids and cultivars).

Your choices of plants are numerous and plentiful. At the [UC Davis Arboretum website](#), you can search a database of one hundred "All-Star" plants. You can narrow your search based on criteria such as color, water use, and wildlife value. Placer County Water Agency has a list of [Water Wise/Fire Wise Landscape plants](#) or check your local water district website. Finally, California Regional Water Authority has an extensive alphabetical list of drought resistant plants [here](#), including many California native plants.

Start planning and preparing now so that you will be ready to plant in the fall!



## References

- Frey, Leland and William Davis, William Wildman, et al. *Know Your Soil*. UCANR Publication #163131. 2018.
- *Planting a Steep Hillside for Erosion Control*. Hort CoCo—UC Master Gardener Program of Contra Costa County. November 9, 2015. <https://ucanr.edu/blogs/blogcore/postdetail.cfm?postnum=19450>



Pawpaws. Photo by Scott Bauer, USDA.

## Go Bananas—with Pawpaws!

By Julie Lowrie, UC Master Gardener of Placer County

Pawpaw, *Asimina triloba*, also known as 'prairie banana', is the sole temperate member of the tropical custard apple family (*Annonaceae*). It produces the largest edible fruit indigenous to North America, and is found natively in Canada and in twenty-five states of the United States. Pawpaw fruit is aromatic, covered by thin, green-colored skin with yellow, white, or golden flesh on the inside, and tastes like a mango, banana, or pineapple. Pawpaw fruit is high in carbohydrates, vitamins, amino acids, and minerals, with values surpassing other comparable fruits.

Pawpaws are deciduous understory trees with heights ranging from 15 to 30 feet; hardy in USDA Zones 5-8; requiring well-drained, deep, fertile, and slightly acidic (pH 5.5 to 7.0) soil; full sun; and varying hours of winter chilling depending on the variety. While its blooms attract beetles and flies for pollination, increased fruit production may require hand-pollination or cross-pollination from other Pawpaws. Pawpaws have natural pesticidal and disease resistant properties by self-producing natural compounds in their leaves and bark, making them pest and disease free. When planning your next home orchard, consider including pawpaws due to their lush, tropical appearance, attractive pyramidal growth form, small tree size, vibrant yellow fall color, few insect or disease pests, and fruit that possesses hints of subtropical flavors.

For more information, read the fact sheets found [here](#) and [here](#).

# Thinking about Harvesting Rainwater?


Article and photos by Linda Menge, UC Master Gardener of Nevada County

With our frequent drought years, California sometimes feels like a desert. Climate change is real. The population is increasing... BUT, on the bright side, with a little work, we CAN make small changes to make our little piece of desert into a glorious green patch!

We have just lived through three years of drought, and we have been warned that it will continue. I have been keeping rain totals on my property for many years. In the 2019-2020 season, we got 40.5". In 2020-21, the total was 26.75". In 2021-22 we bumped it up to 50.75". This year we have received as of April 7, 72.25 inches! Grass Valley's average is 32", so we more than DOUBLED that this year.

As I watched my springtime disappear under the soaking skies, it occurred to me to try to save this rainwater for my fruit orchard and garden during the hot, dry, heat of summer. So my research began.

Like many Placer County and Nevada County residents, I rely on a well for my water. In summer, my well has lost pressure and even run out of water on occasions. Two years ago, I had to dig down another hundred feet. Running out is pretty commonplace these days.



Swale and French drain to divert and store water for garden.


Even if you don't have a well, you may have noticed your water bill rising, or the notices to conserve water coming in the mail. Warnings and fines have been implemented.

Harvesting rainwater has many benefits. It saves energy; [20% of all power generated in California goes to moving, treating, and using water](#). It saves your landscaping and gardens. Harvesting water saves water for your personal use. It keeps the water from being wasted, and builds up underground aquifers. It keeps the water that is on our property from filling up storm drains. It stops erosion. It keeps waste products, both man-made and animal, from making their way into the oceans, and polluting our world.

You may have heard that it is illegal to collect rainwater in California. In the past it was restricted, but in 2012 the California Legislature passed the [Rain-water Capture Act](#), so now whatever rainwater falls on your property is yours to use.

The formula for how much you can harvest from one inch of rainwater is .62 gallons per square foot of roof. That means if you have a 1000 square foot roof and a Grass Valley average rainfall of 32", you can collect 19,840 gallons of water. That's a lot of water!

So how do we save it? Take a moment to notice where the water goes when it rains. If it channels into an area, you can divert the water to a garden, a tree, a flower bed. Slow it down, sink it into the ground, or spread it around.



Rainwater Harvesting. We got 750 gallons from 1/2" of rain!

The most common way to start saving rainwater is by diverting a gutter into a barrel or tote. Last year we hooked up three gutters to 275 gallon IBC Totes. One half inch of rain fell and filled three of these containers!

Other easy ways to save:

- Cut swales (wide, shallow cuts)
- Berms (long raised banks)
- French drains (trench filled with perforated pipe and rock) to slow and divert water to specific areas
- Dig pools, cisterns (underground) or ponds

Even a little bit saves a lot, so get harvesting!!!

## References:

- Swain, Steven and Karrie Reid. *The New California Landscape: Planning for Low Water Use*. n.d. <https://ucanr.edu/sites/MGWTest/files/223819.pdf>
- *Rain Gardens and Rainwater Harvesting*. Contra Costa Water District. n.d. <https://www.ccwater.com/859/Rain-Gardens-and-Rainwater-Harvesting>

# Hotline FAQs



*Codling moth larvae damage.  
Photo by Jack Kelly Clark.*

## How do I deal with codling moths on my apple tree?

*By Laurie McGonagill, UC Master Gardener of Placer County*

You might have seen the damage of codling moth (*Cydia pomonella*) larvae if you have apple, pear, or walnut trees. The larvae burrow into the fruit. If you see a hole and a mound of brownish frass, you probably have codling moths. Female moths can lay eggs two to four times a year; the higher number is likely if the weather is warmer. The moths themselves are non-descript and brown in color. They are about 1/2 to 3/4 inches long and at rest hold their wings over their body, making them harder to see. The female lays eggs around or after sunset.

Prevention is the best method to keep these pests from bothering you! They overwinter in soil and debris around the tree, so keep dropped fruit picked up and dispose of in the trash. Pruning the tree so it stays small allows you to bag individual fruit if you wish to protect it from the larvae. You can also select apple and pear varieties that ripen early or a late leafing walnut tree. Some people just cut out the bad part of their apples or pears, but since the problem doesn't get better, it is good to stay on top of preventive measures. For a severe manifestation consider using chemical means. Follow the instructions carefully and time correctly.

For more information, including non-chemical means of control, read this [UC IPM article](#).

## Insect Trivia

*By Bonnie Bradt, UC Master Gardener of Nevada County and Entomologist*

Here is a general group of brain teasers, hoping to teach not only interesting facts about insects, but about history too. The facts of history are sometimes stranger than "fiction" and it's fun to learn something new.

- 1) What was the first living creature to travel into space? And approximately when?
- 2) What is a cluster of monarch butterflies called? (Hint: no, it's not a gaggle, herd, passel or clutch!!)
- 3) What insect can live for nine days without its head before it starves to death? (Eww)
- 4) What insect regurgitates its food and eats it again? (Ewwww)
- 5) What insect cannot fly if their body temperature is less than 86 degrees?
- 6) How much honey can a beehive produce per year?
- 7) As an estimate, how many ants are there on the earth, per each human being?

See answers on the next page

## Visit UC Master Gardeners at Your Local Farmers' Market



### UC Master Gardeners of Nevada County

*Pine Creek Shopping Center Freeman Lane, Grass Valley  
Saturdays 8:00 am to noon*

### UC Master Gardeners of Placer County

*Roseville Fountains 1198 Roseville Pkwy, Roseville  
Tuesdays, 8:30 am to 1:00 pm*

*Fowler Ranch 3111 Lincoln Newcastle Hwy., Lincoln  
1<sup>st</sup> and 3<sup>rd</sup> Sundays, 9:00 am to 1:00 pm*

*Old Town Courthouse Parking Lot 150 Auburn Folsom Rd, Auburn  
1<sup>st</sup> & 3<sup>rd</sup> Saturdays, 8:00 am to noon*

## Insect Trivia Answers

1) The [first animals sent into space](#) were fruit flies (YAY... go bugs!) aboard a U.S.-launched V-2 rocket on 20 February 1947 from White Sands Missile Range, New Mexico. The V2 rockets were captured from the Nazi war machine after the war.

2) A cluster of monarch butterflies is called a "roost". Why do monarchs roost? One hypothesis is that roosting behavior is an anti-predator strategy. A roost provides safety in numbers.

3) The answer is the ever tough "Cockroaches!" Maybe partially explaining Beth Dutton's remark on Yellowstone that I will not forget... *"Only the good die young. If a meteor strikes earth tonight, it is me and the cockroaches running this [bleep bleep] tomorrow."* Some interesting entomologist from Pennsylvania decapitated cockroaches very carefully under a microscope, and sealed the wounds with dental wax. Some lasted for weeks. Not sure what that says about some of the community of entomologists.



*Flesh fly blowing a bubble of regurgitated food.  
Photo by Fir0002/Flagstaffotos.*

4) The Flesh Fly. From the family *Sarcophagidae*. The fly [regurgitates](#) the liquid portion of the food, holds it while evaporation dries it and the fly then swallows a much more concentrated meal. That is actually sort of gross but...

5) Butterflies. Their body temperature needs to be high to be able to fly around. They can generally survive cool to cold weather (consider the monarchs), although many overwinter in other forms, like in a chrysalis or egg.

6) A beehive can produce [10 to 100 pounds](#) or more honey per year. When things are going right, a beehive's worker bees are putting in long hours foraging, and the house bees are drying nectar as fast as the foragers can bring it.

7) According to a published [study](#), there are approx. 20 quadrillion ants on the planet (20 plus 15 zeros). Making it approximately 2.5 million per each human. NO WONDER you have ant attacks in your kitchen every year. They REALLY outnumber us. Best we learn to live with them.

## Cool Down and Conserve during the Summer

*By Melissa Kinsey, UC Master Gardener of Placer County*

It's hot! When summer heat hits our region, we are all looking for a nice way to cool off. Our plants feel the same way. However, about this same time of year, our region is at its lowest water volume with little to no rain from May to September, leaving the summer season as the best time of year to minimize your water use. Unfortunately, this is when our plants are most thirsty.

Did you know the average American family uses more water outside their home than inside? Many assume that hundreds of gallons of water are used indoors, when actually we use approximately 53% of our average daily water use outside, according to the [California Single Family Water Use Efficiency Study](#). With so much water used outside, that is a perfect place for California residents to conserve at a time when it's needed most.

According to the State of California's [Save our Water program](#), three easy ways for residents to conserve are:

- **Reuse water from indoors for use outdoors.** Saving and reusing water from indoor uses such as cooking or showers can reduce outdoor water use up to 30%.
- **Improve and maintain an efficient irrigation system.** Drip irrigation conserves by providing water directly where a plant needs it. Especially in hot summer months, the more water above ground in sprinklers, the more evaporation can occur.
- **Fix leaks.** Leaks alone account for 1 trillion gallons nationwide annually. Try this [EPA Home Checklist](#) to identify leaks occurring in your home.

These 3 water saving tips combined can save up to hundreds of gallons per year!

The UC Davis Center for Landscape and Urban Horticulture provides these [additional ways to save water](#) when we really need it. Let's all conserve and stay cool this summer.



*Adjust sprinklers to make sure water is getting to plants, not going to waste on the sidewalk.*

*Photo by Elaine Kelly Applebaum*

# Yellow Starthistle (*Centaurea solstitialis*)

By Ann Beinhorn, UC Master Gardener of Placer County

Yellow starthistle is native to Eurasia. It was imported to the United States around 1850 through South America. It is extremely invasive, and can replace native plants to form a monoculture. As an invader, this annual plant competes for space, and especially moisture in the soil. It effectively invades cultivated sites, rangelands, roadsides and pastures, including more than 12 million acres in California. It is very common in the Sacramento and San Joaquin Valleys, and in our foothills.

The plant can germinate fall through spring, and forms a deep taproot and extensive root system, so it can easily return above ground after mowing. Like others in the sunflower family, starthistle favors intensive sunlight, but it can tolerate dry to very moist climates up to 7,000 ft.

Leaves and stems have a whitish appearance, as they are covered with a cottony coating. Leaves at the plant's base are lance-shaped and deeply lobed, while upper leaves are narrow. Be sure to notice the basal leaves, which are the first true leaves to appear.

In summer, flowers appear as bright yellow stars with spikes up to ¾" long at the base. A single plant can form 150,000 seeds in a season, and seeds dispersed by wind can easily germinate. Seeds can be viable for up to six years.

You have probably noticed this plant (usually 2-5' tall) among the natives in our parks and roadsides. There are many relatively innocuous yellow-flowered natives in our climate, so it pays to know the difference upon examination.

Horses can suffer fatally from "[chewing disease](#)" after ingesting this plant, which could find its way into grazing fields or hay bales. Other grazing mammals are not known to suffer from this disease.

Control is multi-faceted, because of the extensive root system underground, and the wide dispersal of seeds. Controls must be applied repeat-



*Yellow starthistle flowers at full bloom and seed dispersal stages above; seedlings below.*



edly to be effective. Prevention is vitally important. Use only cleaner, certified seed for pastureland and other plantings. Other management includes components of IPM:

- Cultural: hand pulling of young plants; favoring more competitive crop plantings
- Physical: mammal grazing (such as goats)
- Biological: using natural enemies
- Chemical: herbicides, as a last resort

Physical management by grazing has to be carefully timed to target the earlier starthistle phases of development, and must allow for the recovery

of grasses which can shade the area for some control. Replanting grasses to compete with starthistle should take place after adequate control has taken place.

An example of biological control is the use of the imported hairy weevil which targets only yellow starthistle and ignores other plants in the environment. The adults feed on young seedheads and the larvae feed inside flowerheads. This control greatly suppresses the number of seeds. Once established, these weevils can flourish in warm, dry climates. A successful project of the Sonoma County Agricultural Commission involved the release of these weevils.

The U.S. National Park Service and National Forest Service have worked in Yosemite National Park for several years. Their work consisted of very controlled chemical application, and hand-pulling (to protect waterways and natural ecosystems).

You can protect your own property by observing the onset of seedlings in late winter through spring, and pulling them out. Most important, don't let the plants mature to the flower stage, which is followed by the production of seeds. Tilling creates a "disturbed" area where seeds can easily germinate.

For any management beyond this phase, consult with your county's UC Cooperative Extension office or Agricultural Commission.

## References

- Di Tomaso, J. M. and G. B. Kyser, W. T. Lanini, et al. *Yellow Starthistle*. UC IPM How to Manage Pests: Pests in Gardens and Landscapes. Rev. 09-2007. <http://ipm.ucanr.edu/PMG/PESTNOTES/pn7402.html>
- *Yellow Star-Thistle*. National Park Service, Yosemite National Park, California. Updated February 10, 2020. <https://www.nps.gov/yose/learn/nature/yellow-star-thistle.htm>

# Master Gardeners of Nevada County Demonstration Garden News

by Ann Wright, UC Master Gardener of Nevada County

What a wild winter! The Demo Garden in Grass Valley had some distinct piles of snow over the winter. But spring is here, and the garden is full of activity. Many teams have been busy in propagation areas as well as the new Main Street bed and the Mediterranean Garden.


Due to winter snow damage to three big branches of one of the native manzanita trees, facilitators consulted with arborist/Master Gardener of Placer County, Nicole Harrison, who made some recommendations. With a team of six Nevada County Master Gardeners, two branches were wrestled into place and secured with screws and supports in hopes they may eventually mend, which they may—over time. The third branch will be removed and put to good use.

Public workshops resumed in the garden April 29, with “Growing Iris”, a new topic on our workshop list. And, in preparation for our plant sale on May 13, the garden had our full attention. Crushed sand was delivered to create and maintain paths, and the Meadow team worked on the Meadow path, planting at the entryway and mulching.

In order to get the work accomplished in our garden, we have project leads who call on volunteers for “work days”. This is a great time for us to enjoy the camaraderie of fellow gardeners, as well as building teams and garden spaces!



Snow covered the Garden in March.  
Photo by Teri McConnell.



The Garden celebrates Spring.  
Photo by Ann Wright.

agri-cola, ae *m* tiller of the field, farmer, husbandman  
caulis, is *m* stalk, stem of a plant; cabbage  
colo, colui, cultum 3 to care for; a) to till, cultivate  
farm; b) to tend; *adj.* cultus 3 cultivated, tilled  
(cultus, orum *n/pl* tilled land, gardens, plantations),  
cresco, crevi, (cretum) 3 to grow  
cultus *m* cultivation, labor, tilling  
land; b) care, training, education, civilization,  
florens, tis blooming, flowering  
floreo, ui 2 to bloom, blossom  
flos, oris *m* flower, blossom  
fodio, fossom 3 to dig, dig up  
folium, i *n* leaf, leaf  
herba, ae *f* herb, herbaceous plant  
hortus, i *m* garden, garden  
radix, radices *f* root, root  
viridis, idis *f* green, green

Corner

BotLat

## Find Out What Those Weird Plant Names Mean

### Fruit or Vegetable? Ask the Supreme Court!

By Peggy Beltramo, UC Master Gardener of Placer County

After a stormy start to 2023, we are all anxious to get out in our vegetable gardens and get summer on its way. Let's look at two BotLat vegetables in this column.

First, the ubiquitous tomato, *Lycopersicon esculentum*. North Carolina State Extension claims that there are [10,000 varieties of tomato](#); yet each one is in the genus *Lycopersicon* which translates from the Greek *lykos*, meaning 'wolf' and *persicon* meaning 'a peach,' referring to the early belief that tomatoes had poisonous properties. The specific epithet (second name) *esculentum*, from Latin *esca*, meaning 'food' and *-ulentum*, which is 'full of' means edible, pointing to the lie of the genus name. UC ANR provides this [document with tips on selecting and growing the best tomato varieties for California](#).

Another bountiful summer crop is zucchini. They are known to end up on your porch, even when they are not growing in your yard! The botanical name for zucchini is *Cucurbita pepo*, var. *cylindrica*. *Cucurbita* is the Latin word for a gourd, *pepo* means 'ripe gourd', and *cylindrica* points out the cylindrical shape of the fruit. Yes, zucchini is the fruit of the plant, even though it is classified as a vegetable. In fact, the [US Supreme Court ruled in 1893](#) that the tomato should be classified as a vegetable on the basis of its culinary applications. Who knew that the U.S. Supreme court ruled on fruit vs. vegetable decisions? Oh, well, let's go put in our summer veg!



Summer's bounty.  
Photo by Jan White.



# Workshop and Events Calendar

Always check our websites for the most up to date event information.

**Nevada County:** [ncmg.ucanr.org](http://ncmg.ucanr.org)    **Placer County:** [pcmg.ucanr.org](http://pcmg.ucanr.org)

Follow Us on Facebook:

Placer County <https://www.facebook.com/PlacerCountyMasterGardeners>

Nevada County <https://www.facebook.com/UCCEmastergardeners.nevadacounty/>

## June

### June 3

10:00 am to Noon

#### **Houseplants 101 (including tropicals)**

Demonstration Garden, NID Grounds, 1036 W. Main, Grass Valley

### June 10

10:00 am to Noon

#### **Gardening in a Changing Climate**

Demonstration Garden, NID Grounds, 1036 W. Main, Grass Valley

### June 10

10:30 am to 11:30 am

#### **Designing Waterwise Gardens**

Loomis Library, 6050 Library Drive, Loomis

### June 17

10:00 am to 11:30 am

#### **Caring for Trees During Drought**

Roseville Utility Exploration Center, 1501 Pleasant Grove Blvd., Roseville  
Pre-register in advance by clicking [here](#).

### June 17

10:00 am to Noon

#### **Weeds**

Demonstration Garden, NID Grounds, 1036 W. Main, Grass Valley

### June 24

10:00 am to Noon

#### **Growing a Cutting-Flower Garden (New feature – plants for sale)**

Demonstration Garden, NID Grounds, 1036 W. Main, Grass Valley

## July

### July 1

10:00 am to Noon

#### **Fire Wise Landscape and Maintenance**

Demonstration Garden, NID Grounds, 1036 W. Main, Grass Valley

## August

### August 9-13

10:00 am to 7:00 pm

#### **County Fair time! Visit our booth for workshops & gardening questions**

Nevada County Fairgrounds  
11228 McCourtney Rd, Grass Valley

### August 12

10:30 am to 11:30 am

#### **Fall is the New Spring!**

Loomis Library, 6050 Library Drive, Loomis

### August 18-20

Fri., noon to 8:00 pm

Sat. and Sun., 10:00 am to 5:00 pm

#### **Visit our booth at the Tri-County Home Show for workshops and gardening information!**

August 19 @ 11:00am

#### **Lawn Replacement – From Blah to Beautiful**

August 19 @ 2:00pm

#### **Fall in Love with Gardening**

August 20 @ 11:00am

#### **Bulbs for Spring Color**

The Roebbelen Center, 700 Event Center Drive, Roseville

### August 19

10:00 am to Noon

#### **Family Fun #2 – Keeping Your Garden Happy and Healthy**

Demonstration Garden, 1036 W. Main St., Grass Valley

### August 26

10:00 am to Noon

#### **Cool-Season Vegetable Gardening (New—vegetable starts for sale!)**

Demonstration Garden, 1036 W. Main St., Grass Valley Valley

## September

### September 9

10:00 am to Noon

#### **Gardening with Native Plants**

Demonstration Garden, 1036 W. Main St., Grass Valley Valley

### September 9

10:30 am to 11:30 am

#### **Growing and Propagating Succulents**

Loomis Library, 6050 Library Drive, Loomis

### September 16

10:00 am to 11:30 am

#### **California Native Plant Gardening for Native Bees**

Roseville Utility Exploration Center, 1501 Pleasant Grove Blvd., Roseville  
Pre-register in advance by clicking [here](#).

 Nevada County Events in Green boxes

 Placer County Events in Yellow Boxes



## About Master Gardeners

Our mission as University of California Master Gardener volunteers is to extend research-based gardening and composting information to the public through various educational outreach methods. We strive to present accurate, impartial information to local gardeners so they have the knowledge to make informed gardening decisions in regard to plant choices, soil fertility, pest management, irrigation practices, and more.

The Master Gardener volunteer program was started in the early 1970s at the Washington State University. Farm Advisors became overwhelmed by all the incoming calls from home gardeners and homesteaders so they trained volunteers to answer these questions and the "Master Gardener Program" was born. The first University of California Master Gardener programs began in 1980 in Sacramento and Riverside counties. The Nevada County and Placer County Master Gardener Programs began soon thereafter in 1983.

## 40 Years Growing Strong in Placer and Nevada Counties

### Production Information

*The Curious Gardener* is published quarterly by the University of California Cooperative Extension Master Gardeners of Placer and Nevada Counties.

**Kevin Marini, Editor**, UC Community Education  
Specialist: Natural Resources

**Donna Olson, Content Coordination**,  
UC Master Gardener of Placer County

**Elaine Kelly Applebaum, Production**,  
UC Master Gardener of Placer County

Have a Gardening  
Question?

**Call our Hotline**

Nevada County Residents  
**530.273.0919**

Placer County Residents  
**530.889.7388**

Master Composter Hotline  
**530.889.7399**

### UC Cooperative Extension Placer County

11477 E Avenue  
Auburn, CA 95603  
530.889.7385 office  
530.889.7397 fax  
email: [ceplacer@ucdavis.edu](mailto:ceplacer@ucdavis.edu)

### UC Cooperative Extension Nevada County

255 So. Auburn Street  
Grass Valley, CA 95945  
530.273.4563 office  
530.273.4769 fax  
email: [cenevada@ucdavis.edu](mailto:cenevada@ucdavis.edu)

### How to Subscribe

Online subscriptions are free.  
Go to [http://pcmg.ucanr.org/  
Curious\\_Gardener\\_Newsletter/](http://pcmg.ucanr.org/Curious_Gardener_Newsletter/) to  
sign up for your electronic delivery.

All information presented pertains  
to the climate and growing condi-  
tions of Nevada and Placer Coun-  
ties in California.

The University of California prohibits discrimination or harassment of any person on the basis of race, color, national origin, religion, sex, gender identity, pregnancy (including childbirth, and medical conditions related to pregnancy or childbirth), physical or mental disability, medical condition (cancer-related or genetic characteristics), ancestry, marital status, age, sexual orientation, citizenship, or service in the uniformed services (as defined by the Uniformed Services Employment and Reemployment Rights Act of 1994: service in the uniformed services includes membership, application for membership, performance of service, application for service, or obligation for service in the uniformed services) in any of its programs or activities. University policy also prohibits reprisal or retaliation against any person in any of its programs or activities for making a complaint of discrimination or sexual harassment or for using or participating in the investigation or resolution process of any such complaint. University policy is intended to be consistent with the provisions of applicable State and Federal laws. Inquiries regarding the University's nondiscrimination policies may be directed to the Affirmative Action/Equal Opportunity Director, University of California, Agriculture and Natural Resources, 1111 Franklin Street, 6th Floor, Oakland, CA 94607, (510) 987-0096.

